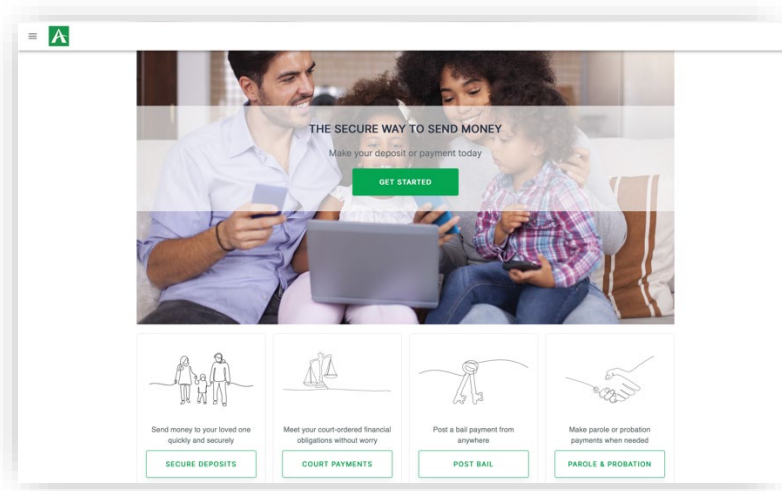


[www.accesscorrections.com](http://www.accesscorrections.com)


In order to allow inmates' family and friends to make deposits or payments online, Keefe operates a secure website 24/7/365 – [www.accesscorrections.com](http://www.accesscorrections.com).



## Adding a Recipient to my Dashboard

### Send Money

Make a deposit or payment by selecting the state and agency where the recipient is located, and then by their ID or name.



#### Step 1

Select the state where the recipient is located.

Select a State  
ARIZONA

#### Step 2

Select the agency where the recipient is located.

Select an Agency  
Apache County Jail, AZ  
Arizona DOC Community Corrections  
Arizona DOC Trust Fund Deposits  
Arizona DOC Visitor Background Fee  
Cochise County Jail, AZ  
Gila County Jails, AZ  
Graham County Detention Center, AZ  
Santa Cruz County Jail Facilities, AZ  
Yuma County Detention Center, AZ

#### Step 3

Enter the ID or name of the recipient.

Enter ID or Name (Last and First)

## My Dashboard

**Dashboard**

Welcome to your dashboard, where you can easily create another transaction for an existing recipient or send money to a new recipient.

**SEND MONEY**

**My Recipients**

Search recipients

**WILLIAM REDD (2037)**  
DOB: XXXX-XX-XX  
Agency: Jackson TX

**SEND MONEY NOW** **VIEW HISTORY**

**ZACHARY ROACH (853591)**  
DOB: XXXX-XX-XX  
Agency: Lancaster County Jail, NE

**SEND MONEY NOW** **VIEW HISTORY**

Privacy Policy User Agreement Terms & Conditions Compliance V3.23.152.2 Copyright © Access Corrections 2023-2024

## Stored Debit/Credit Cards

As added convenience for our customers, credit and debit cards are now able to be saved under their web/mobile profile.

**Card Information**

Enter your card information below.

**Accepted Cards**

**Card Number**

Debit/Credit Card Number

**Expiration Date**

Month Year

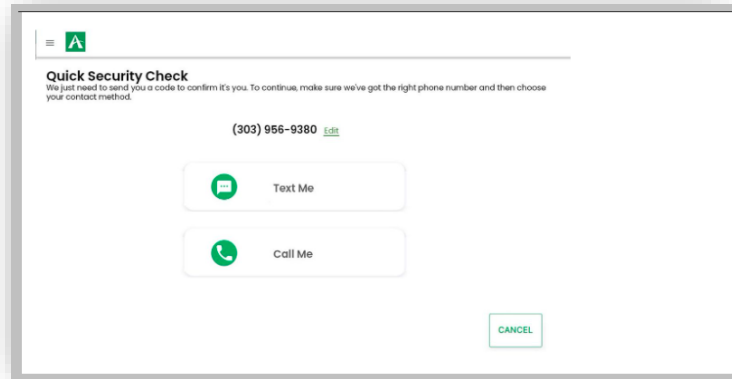
**Card CVV**

**Pay Now**

☒ Save this card for later

## Phone Verification

Customers using accesscorrections.com are required to verify the phone number from their profiles. This is to help prevent fraudulent transactions from entering the system.

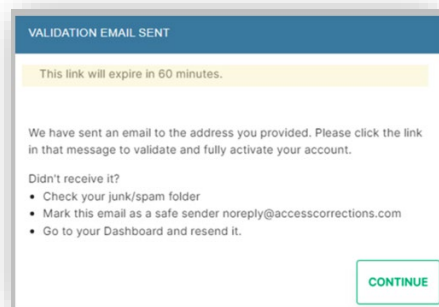


A user will provide a valid phone number and receive a call with numeric code to enter on the website. This code is entered in the available field thus validating the phone number.

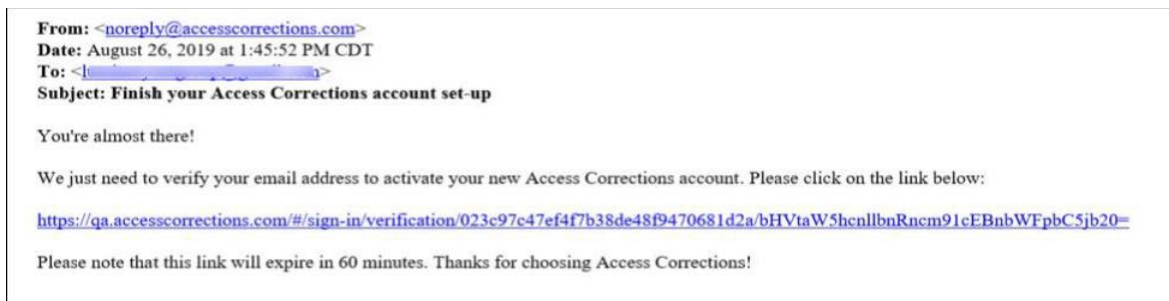
## Email Verification

The Email Verification is provided to ensure customers are submitting a valid source of email contact upon creating a new account or editing an existing account.

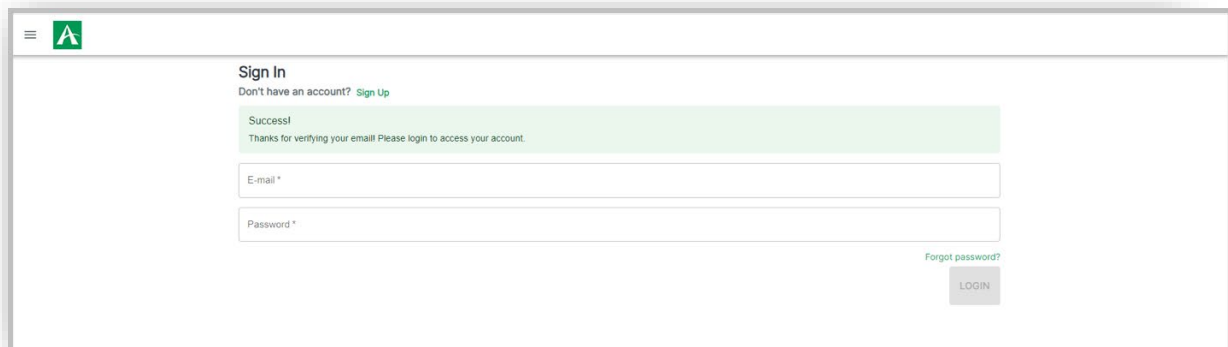
After successfully creating the new account, a message to "Check Your Email" for an email verification appears on the screen.



Below is a message a new customer would receive to validate their email.



Once the link is activated, the Login screen opens, indicating a successful validation.



### Address Verification

Address Verification is provided to ensure customer are submitting a valid source of a billing address upon creating a new account. With the integration of leading third-party software, addresses take seconds to locate and assist with the validation.

A user starts by entering their address starting with their street number and name. While entering this information, the software immediately starts to provide options of possible address matches.

Address Must Match Credit Card

Billing information must match the credit card you are using and be a valid USPS (United States Postal Service) address.

Billing Address

Address \*

1500

City \*

1500 1/2 Jules St Saint Joseph, MO. 64501

State \*

1500 40th Street Ter Sedalia, MO. 65301

Zip Code \*

1500 3rd St Chillicothe, MO. 64601

1500 36th Street Ln Sedalia, MO. 65301

1500 2nd St Portage des Sioux, MO. 63373

1500 1st St Kennett, MO. 63857

1500 1st Pkwy Washington, MO. 63090

After selecting an address, the **City** and **State** fields will auto-populate in the remaining fields.

Billing Address

Address \*

1500 E Taylor Ave

City \*

Cottage Grove

State \*

Oregon

After selecting an address, the Zip Code will auto-populate in the field.

Zip Code \*

97424

CANCEL

PREVIOUS

DONE

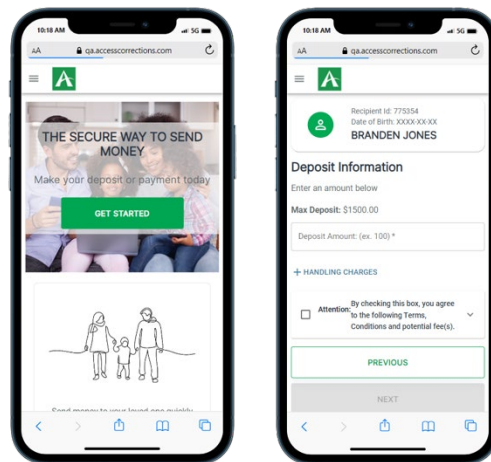
## Access Corrections' Mobile App

Consumers love our mobile app to make deposits or payments while they are on the go. The app is available for both Android and iOS (Apple) phones.

All the features of AccessCorrections.com are now available in a user-friendly app that goes anywhere you do. Use it to set up an account, manage and review your information, make deposits and payments, and more.

Features:

- Create and manage an Access Corrections account
- Search for an agency and inmate
- Send money using your Visa or MasterCard
- See your past transactions
- Get instant help through Live Chat



## SENDING MONEY ONLINE – WWW.ACCESSCORRECTIONS.COM

### How to send money?

General steps to send money to an inmate:

- Step 1: Click 'Send Money' at the top
- Step 2: Find your recipient
- Step 3: Click Sign Up to create an account
- Step 4: Put money on inmate's books
- Step 5: Use your Visa or Mastercard to complete

